

On the Importance of Liquid Motion in Nasal Spray Delivery



Arun V. Kolanjiyil¹, Laleh Golshahi¹, Worth Longest¹⁻²

¹VCU Department of Mechanical & Nuclear Engineering

²VCU Department of Pharmaceutics

Nasal Drug Delivery using Sprays

- Nasal sprays are a popular choice for intranasal delivery of locally-acting drugs such as corticosteroids, antihistamines, and anticholinergics ^[1-2]
 - Advantages include non-invasive administration, fast onset of action, avoidance of first-pass metabolism and good patient compliance
- During nasal spray pump actuation, a liquid formulation is forced through an orifice, which atomizes the liquid into droplets^[3]
- Nasal sprays carry significant momentum due to large spray droplet size and high spray velocity, which can strongly influence spray-wall interaction dynamics during droplet impaction on the wall ^[4]

[1] Kolanjiyil, Arun V, S Hosseini, A Alfaifi, M Hindle, L Golshahi, and PW Longest. Importance of cloud motion and two-way momentum coupling in the transport of pharmaceutical nasal sprays. *Journal of Aerosol Science* 2021, 156

[2] Manniello MD, Hosseini S, Ali A, Esmaceli AR, Kolanjiyil AV, Walenga R, Babiskin A, Sandell D, Mohammadi R, Schuman T, Hindle M, Golshahi L: In vitro evaluation of regional nasal drug delivery using multiple anatomical nasal replicas of adult human subjects and two nasal sprays. *International Journal of Pharmaceutics* 2020, 593: 120103.

[3] FDA, Nasal Spray and Inhalation Solution, Suspension, and Spray Drug Products—Chemistry, Manufacturing, and Controls Documentation, 2002.

[4] Kolanjiyil AV, Hosseini S, Ali A, Farkas DR, Walenga R, Babiskin A, Hindle M, Golshahi L, and Worth L: Validating CFD Predictions of Nasal Spray Deposition: Inclusion of Cloud Motion Effects for Two Spray Pump Designs. *Aerosol Science and Technology* 2022

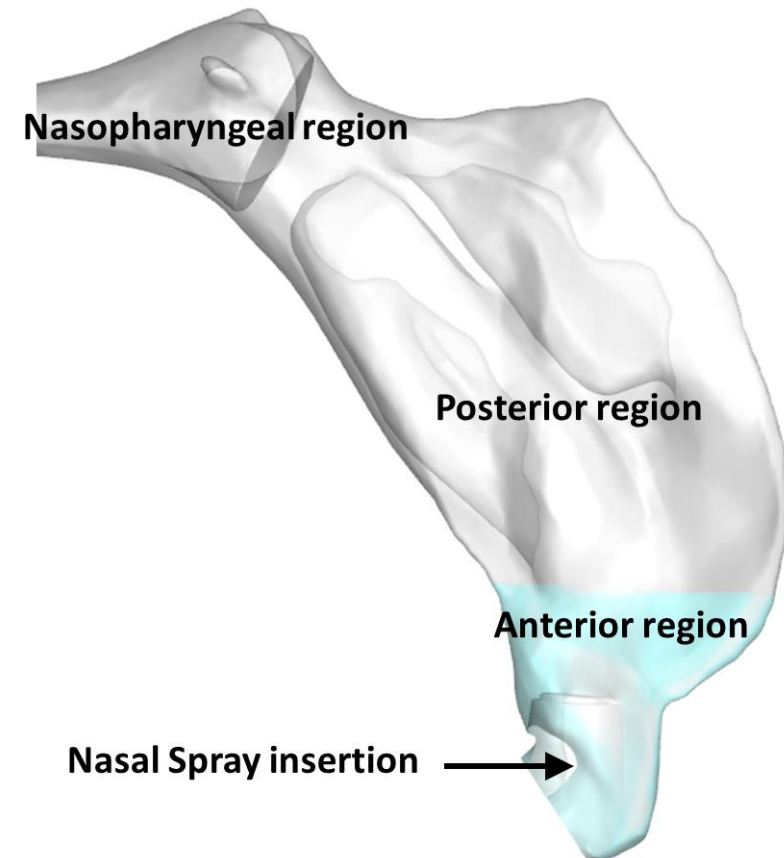
Objective

- Additionally, droplets deposited on the nasal surface have been reported to form thin liquid films that move along the nasal surface
- Spray-wall interaction (SWI) and post-deposition liquid motion (PDLM) can be dominant factors determining nasal spray drug delivery to specific nasal regions
 - As noticed in in-house experiments and also shown in a recent *in vitro* study ^[1]
- Hence, a new SWI-PDLM model was developed using computational fluid dynamics (CFD)
- Objective: to understand nasal spray-wall interaction and accompanying surface liquid layer dynamics that occur during experimental spray testing using rapid prototyped models of nasal airway geometries

[1] Sosnowski TR, Rapiejko P, Sova J, and Dobrowolska K: Impact of physicochemical properties of nasal spray products on drug deposition and transport in the pediatric nasal cavity model. International Journal of Pharmaceutics 2020,574:118911.

Methods

- Two representative nasal sprays: Flonase® and Flonase® Sensimist™
- Representative nasal airway model: Medium adult deposition model analogous to rapid prototyped *in vitro* model [1-2]
- Newly developed SWI-PDLM model + two-way coupled spray transport simulations [1]
- Initial and boundary conditions of the models as well as properties of the formulations were based on in-house *in vitro* experiments and measurements
 - Polydisperse droplet size distributions, cone angles, spray droplet mass flow rates and a turbulent velocity profile
 - Formulation viscosity (shear thinning-thixotropic) and surface tension
 - Liquid adhesion effects – contact angle on 3D printed material surface
 - Surface roughness effects of the 3D printed material



[1] Kolanjiyil AV, Hosseini S, Alfaifi A, Farkas D, Hindle M, Golshahi L, and Longest P: How Spray Metric Variability Impacts the Initial Deposition of Nasal Sprays. *Respiratory Drug Delivery* 2021,1:349-354

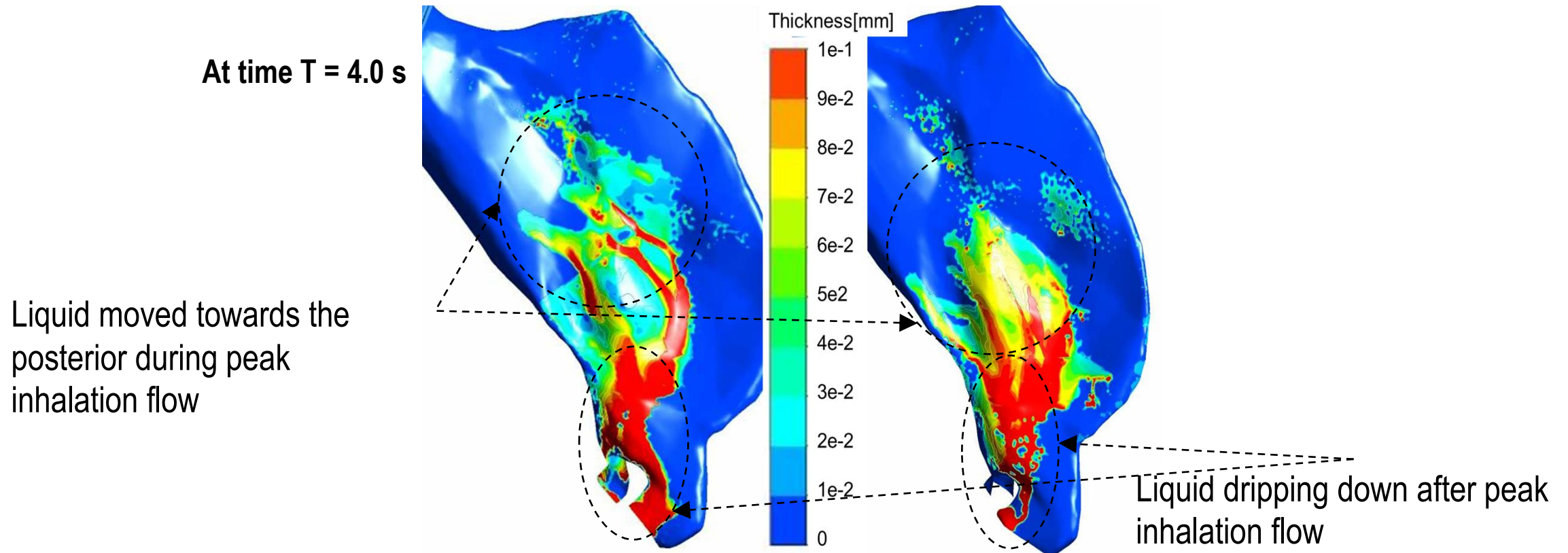
[2] Manniello MD, Hosseini S, Ali A, Esmaceli AR, Kolanjiyil AV, Walenga R, Babiskin A, Sandell D, Mohammadi R, Schuman T, Hindle M, Golshahi L: *In vitro* evaluation of regional nasal drug delivery using multiple anatomical nasal replicas of adult human subjects and two nasal sprays. *International Journal of Pharmaceutics* 2020, 593: 120103.

Methods - continued

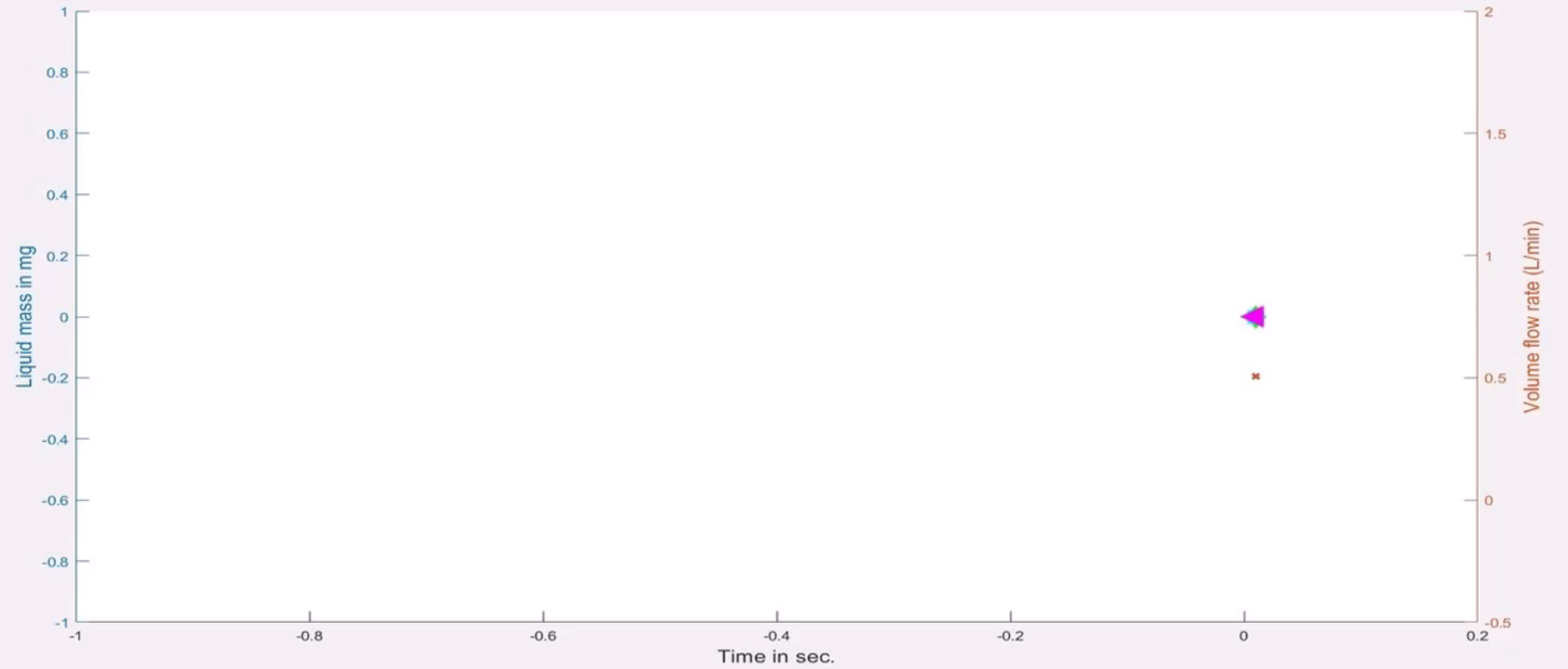
- Sprays were actuated into the nasal cavity at the beginning of “gently sniffing” nasal inhalation flow
- Two spray actuation cycles with ~2 s cycle period per actuation (4 s total simulations)
- In-house ANSYS Fluent user defined functions (UDFs) were used to transfer the momentum source terms from simplified models to the nasal domain
- UDFs were used to
 - Implement two-way coupling effects
 - Identify droplet impingement conditions, and specify the droplet spray wall interaction model
 - Specify the droplet rebound conditions
 - Define variable time step size for the flow solver
 - Model viscosity (shear thinning-thixotropic) and ascertain multi-spray liquid fractions.
- Validated with and without SWI-PDLM model by comparing the liquid mass in the anterior and the posterior regions of the nasal cavity

Results and Discussion

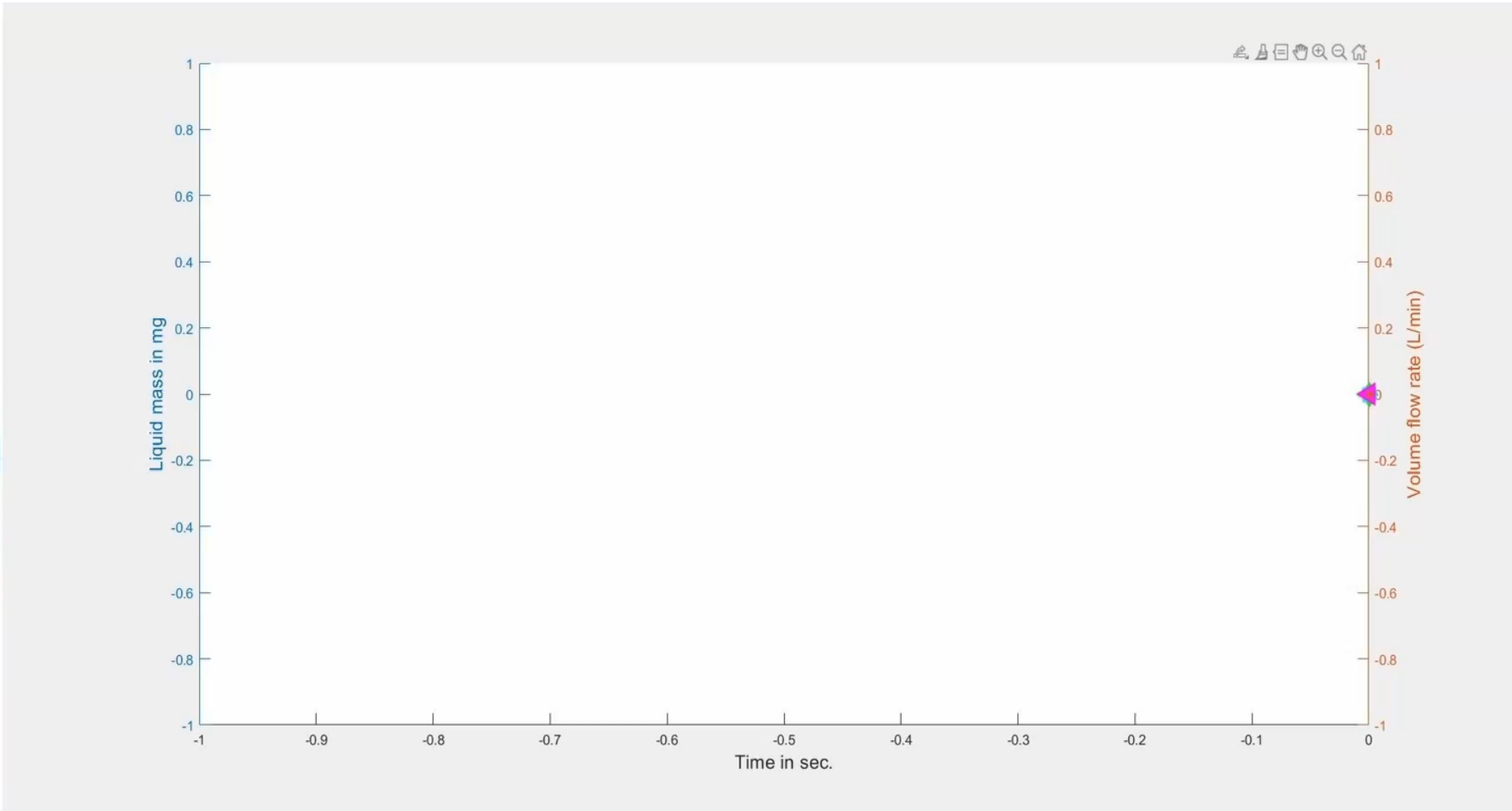
- Inhalation flow resulted in liquid motion towards the posterior part of the nasal cavity
- Once the inhalation flow subsided, spray-liquid moved along the surface in the direction of the gravitational vector (dripping down) and tended to accumulate in regions of the nasal surface with inward curvatures



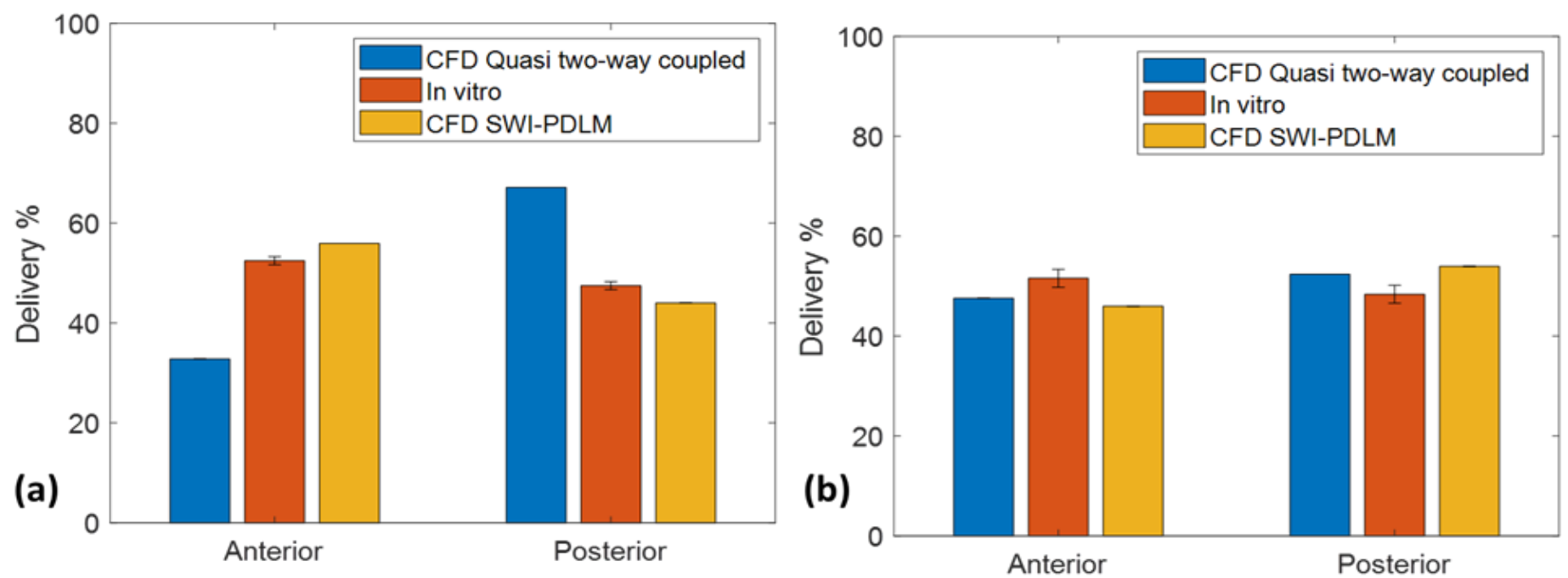
Flonase



Flonase Sensimist



Comparison of spray deposition prediction by models with *in vitro* measurements



- Flonase liquid motion on the nasal surface was more prominent, while for Flonase Sensimist spray-wall interaction and liquid motion were competing forces that largely cancelled each other
- Differences in liquid motion between the two products could be attributed to higher spray liquid mass (~2-fold higher), formulation properties- viscosity, surface tension, contact angle, differences in angle of impaction, and spray cone angle
- Flonase spray deposition prediction by the SWI-PDLM model showed closer agreement with the *in vitro* measurements compared to the quasi two-way coupled model alone (highlighting importance of post-deposition liquid motion)
- Flonase Sensimist predictions were similar for both the quasi two-way coupled model and the SWI-PDLM model (which included the quasi two-way coupled model result as a starting point)

Conclusion

- SWI-PDLM model results showed the physical mechanisms of how spray impaction and subsequent liquid film motion affect the drug deposition when using *in vitro* nasal airway geometries
- **Both sprays showed substantial spray-wall interaction and post-deposition liquid motion**
- Hence, the need for spray-wall interaction and post-deposition liquid motion modeling is **complex** and likely **dependent on a number of factors** including the spray formulation, spray pump shot weight, number of shots, nasal geometry, positioning of the spray nozzle within the nose, surface properties of the *in vitro* model or *in vivo* airway surface, and point of initial spray-wall contact

Funding and Acknowledgements

Funding was provided by Contract HHSF223201810144C, from the Department of Health and Human Services, U.S. Food and Drug Administration. Views expressed in this presentation do not necessarily reflect the official policies of the U.S. Food and Drug Administration, nor does any mention of trade names, commercial practices, or organization imply endorsement by the United States Government

Thank you